


Empowering the Vajra

The Vajra



The Four Virtues are represented by the four prongs at each end of the Vajra. Truth is represented by the orb at the center of the Vajra, and it runs through the entire Vajra. The Four Virtues originate from Consciousness (the Lotus), and come together as one, in Truth, at each tip of the Vajra. Once you have embodied the Four Virtues, you become One in Truth.


The Four Virtues and Truth represent the consciousness of the five Dhyani Buddhas:

The Five Dhyani Buddhas					
	Amitabha	Amogasiddha	Akshobya	Ratnasambhava	Vairocana
Buddha Name	Buddha of Infinite Light	Almighty Conqueror, or Lord of Karma	Unmovable, Unshakable Buddha	Source of Precious Things, or Jewel-Born One	Buddha Supreme and Eternal; the Radiant One
Virtue	Strength	Justice	Compassion	Humility	Truth
Direction	West	North	East	South	Center
Color	Red	Green	Blue	Yellow	White
Mudra	Dhyana, Hands joined in meditation, one over the other, thumbs touching.	Abhaya, Right hand up, thumb touches index, palm facing forward. Left hand rest, palm up.	Bhumisparsa, Right hand hangs down on knee, fingers down. Left hand rests palm up on lap.	Varada, Left hand hang down, palm face forward, fingers extended.	Dharma Chakra, Thumbs and indexes of both hands touch, right palm face outwards. Left palm inwards.

MAHAJRYA
buddhist tradition

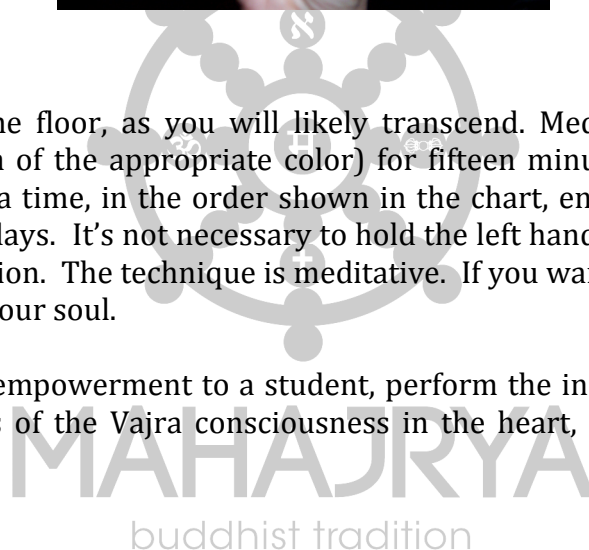
Empowering the Vajra

Hold the vajra in the right (spiritual) hand as shown below. The thumb is earth, generation and protection. The major finger is consciousness, heaven. The ring finger is water, the matrix, Divine Mother. All touch Truth. You become conscious of the matrix and of Truth.



It's best to sit on the floor, as you will likely transcend. Meditate on one Buddha (become the Buddha of the appropriate color) for fifteen minutes for five days. Do only one Buddha at a time, in the order shown in the chart, ending with Truth. The process will last 25 days. It's not necessary to hold the left hand in a mudra or to face the associated direction. The technique is meditative. If you want to have a revelation you can speak with your soul.

When teaching this empowerment to a student, perform the initiation: transmigrate and put white seeds of the Vajra consciousness in the heart, then expand it to the entire body.



Uses of the Empowered Vajra

- To break the link of attachment—get in the consciousness of the Vajra and draw the infinity sign in front of the other with the Vajra. For when someone doesn't understand, resists or has difficulty with integration.
- As part of giving Reiki initiations, the Master Teacher transmigrates the consciousness of the Vajra to the soul of the student.
- To understand what is MahaVajra (the higher concept), get in the consciousness of the Vajra, hold the Vajra and meditate on it, while expanding slowly until you fall in emptiness.